


Reliability & efficiency down to a science.

EV'S | Military | Portable | Embedded | Off-Grid

A ready-to-go MPPT BOOST solar charge controller for OEM applications. The GVB-8-PCB is the first MPPT BOOST controller available as an easy-to-install PCB. It is light, compact, and packs advanced MPPT tracking technology. Boost your solar panel voltage up to a higher voltage battery bank. This series, as example, can take a standard 9-12 V panel and boost the voltage to charge a 24V, 36V, or 48V battery pack. Many combinations are possible—in fact, the GVB-8-PCB will boost almost any panel voltage (V_{mp}) that's below your battery voltage. This makes finding a good panel easy. The GVB-8-PCB is available for lead-acid batteries (12 V, 24 V, 36 V, 48 V), $LiFePO_4$ (4S, 8S, 16S), Li-ion (10S), and can be programmed for any battery with a CC/CV or Multi-Stage charge profile. Available in bulk packaging (multiple of 50 units) for OEM applications.




GVB-8-PCB


8 A @ 12 V-48 V MPPT

- 99% peak efficiency
- Ultra-fast MPPT BOOST technology
- Built-in fuse 10 A
- Excellent low-light performance
- PCB board for easy installation
- Great for lithium batteries


Take advantage MPPT Boost technology and enjoy more reliable power from smaller panels.



+10%
additional power
in the summer
No panel is too
hot to handle.



+30%
more power on
those shorter,
colder winter days.



+50%
increase in
energy harvest
from partially
shaded panels.

Typical power gains from Genasun MPPT controllers.



Specifications:

GVB-8-PCB, All Models

| | |
|--|---|
| Rated Panel (Input) Current ¹ : | 8 A |
| Minimum Panel Voltage for Charging: | 5 V |
| Minimum Battery Voltage for Operation: | 9.5 V |
| Maximum Input Panel: | 60 V |
| Trickle Charge to Recover Dead (0 V) Battery: | Yes |
| Recommended Max Panel Voc at STC: | 50 V |
| Input Voltage Range: | 0-60 V |
| Maximum Input Short Circuit Current ^{1,2} : | 8 A |
| Maximum Input Current ³ : | 15 A |
| MPPT Tracking Speed: | 15 Hz |
| Operating Temperature: | -40°C – 85°C |
| Maximum Full Power Ambient ⁴ : | 70°C |
| Environmental Protection: | Conformal Coating, Nickel-Plated Brass & Stainless Hardware |
| Connection: | 4-position terminal block for 10-30 AWG wire |
| Certifications: | cETLus Safety, Recognized Component cETLus HazLoc (C1D2), CE, FCC, RoHS |
| Weight: | 3.8 oz. (108 g) |
| Dimensions: | 4.75 x 2.2 x 1.06" (12 x 5.5 x 2.7 cm) |

GVB-8-Pb-12V-PCB GVB-8-Pb-24V-PCB GVB-8-Pb-36V-PCB GVB-8-Pb-48V-PCB GVB-8-Pb-CV-PCB

| | | | | | |
|--|---|-------------------|-------------------|-------------------|---|
| Charge Profile: | Multi-Stage with Temperature Compensation | | | | (See specs for closest -Pb equivalent.) |
| Nominal Battery Voltage: | 12 V | 24 V | 36 V | 48 V | |
| Maximum Recommended Panel Vmp: | 13 V | 26 V | 41 V | 43 V | |
| Maximum Recommended Panel Power (8A Panel w/~155mm cells): | 105 W | 210 W | 325 W | 350 W | |
| Bulk Voltage: | 14.4 V | 28.8 V | 43.2 V | 57.6 V | |
| Absorption Voltage: | 14.2 V | 28.4 V | 42.6 V | 56.8 V | |
| Absorption Time: | 2 Hours | | | | |
| Float Voltage: | 13.8 V | 27.6 V | 41.4 V | 55.2 V | |
| Battery Temperature Compensation (referred to 25°C): | -28 mV/°C | -56 mV/°C | -84 mV/°C | -112 mV/°C | |
| Electrical Efficiency: | 95% - 97% typical | 96% - 98% typical | 96% - 98% typical | 96% - 99% typical | |

GVB-8-Li-14.2V-PCB GVB-8-Li-28.4V-PCB GVB-8-Li-41.7V-PCB GVB-8-Li-56.8V-PCB GVB-8-Li-CV-PCB

| | | | | | |
|-----------------------------------|-------------------|-------------------|-------------------|-------------------|---------------------------------------|
| Battery type: | 4S LiFePO4 | 8S LiFePO4 | 10S Li-ion | 16S LiFePO4 | Lithium |
| Charge Profile: | CC/CV | | | | CC/CV or Multi-Stage |
| CV Voltage: | 14.2 V | 28.4 V | 41.7 V | 56.8 V | Custom |
| Battery Temperature Compensation: | Disabled | | | | |
| Maximum Recommended Panel Vmp: | 13 V | 26 V | 39 V | 43 V | (See specs for closest CC/CV voltage) |
| Maximum Recommended Panel Power: | 105 W | 210 W | 325 W | 350 W | |
| Electrical Efficiency: | 95% - 97% typical | 96% - 98% typical | 96% - 98% typical | 96% - 99% typical | |
| Night Consumption: | 7 mA | 6 mA | 6 mA | 5 mA | |

(1) Panel ratings have increased since we designed the GVB. Although we don't believe in changing specifications without a corresponding engineering change, based on both our customers' experiences over the years as well as the headroom we designed into the GVB, we feel comfortable recommending the GVB for panels with Imp up to 9 A.

(2) Panel Isc, Max input power and maximum input voltage requirements must also be respected.

(3) Max current that the controller could draw from an unlimited source. This specification is not intended for determining PV input.

(4) Max ambient temperature for full operating current.